



Smart Home for Safety & Convenience

Many of us have some smart home devices already. A Smart Speaker, Video Doorbell, Security Cameras, Life Line, etc.

Let's take a look at some devices to get you started.



An International
Association of Technology
& Computer User Groups

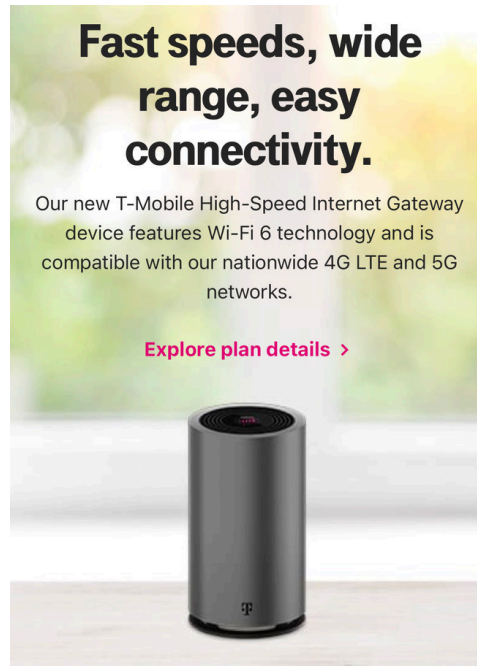
An introductory Video



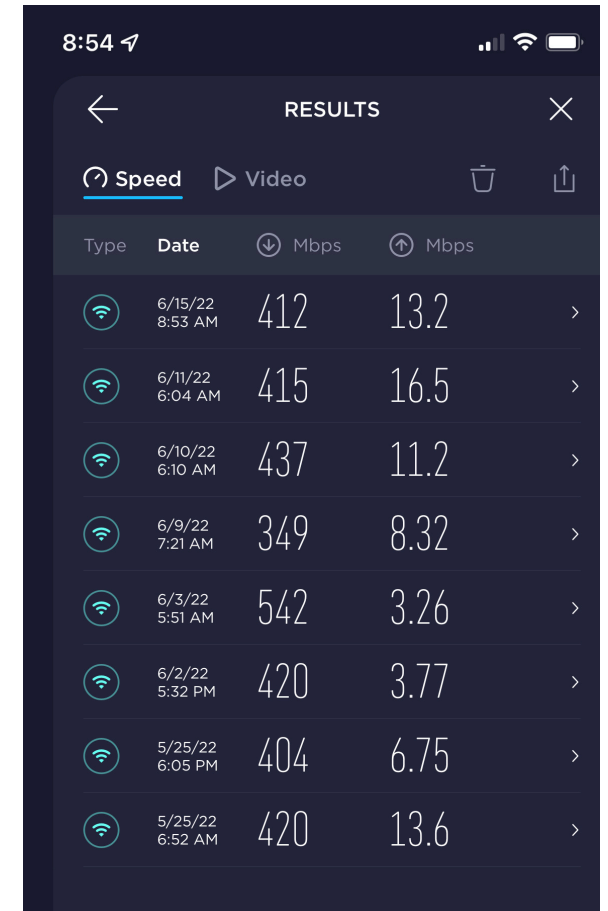
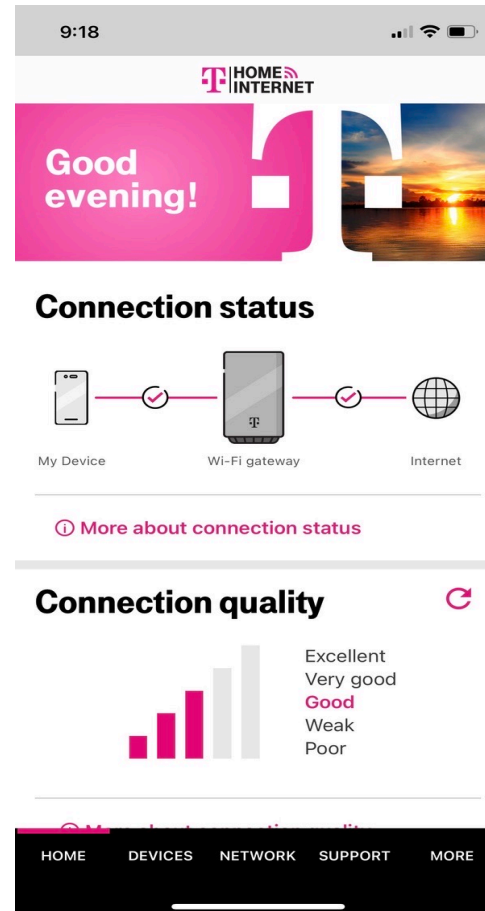
Home Internet & WiFi

Before I get into that, a recent email I sent out about my Internet device seemed to have raised a few questions.

Are there any questions?



Fast Wi-Fi in every room.



In the beginning...

Pick your smart hub and ecosystem

The first big decision you'll have to make when setting up your smart home is which ecosystem you want to go with. You'll be deciding between the big three: [Apple](#), Amazon and [Google](#). From there, you'll have to pick the hub you're going to go with. Think of the hub as the control panel for the entire house. They come in the forms of speakers or touchpads, and they allow you to control everything in your smart home. Here are our favorites.



Echo Dot

A great smart speaker option for an Amazon-centric smart home, the Echo is in its fourth generation. Now with even better voice detection and even clearer audio, it's a great choice for someone new to smart homes. You can also try an Echo Show, which has a built-in touchscreen if you prefer something a bit more tactile. Alexa also has the benefit of being one of the best voice assistants available.



Echo Dot

Cost Approximately - \$35



Echo Show 8

Cost Approximately - \$89

Google also has an array of products to choose from.



Google Nest Mini
Cost Approximately \$24.99

Google Nest Hub Max
Cost Approximately \$174.00

Apples HomePod Mini



Apple HomePod mini

The Apple version of the Echo, the Homepod, comes in five bold colors and with the best sound quality of the bunch. This is a great option if everything in your home is connected to the Apple ecosystem. Apple uses a system called Homekit, which you can easily access on your phone or other Apple devices. However, you'll end up dealing with Siri, and she's sadly not the sharpest smart assistant of the bunch.

[Buy it now : \\$100](#)

Smart Plugs

Use smart plugs to make your old devices more intelligent

Once you've decided on your hub and ecosystem, it's time to give your old devices new life. Smart plugs, which connect to Wifi and then your hub, will plug right into the wall socket. It essentially turns any normal device into a smart device. Use them for lamps, your TV and plenty more.



Cost Approximately \$20

Smart Light Bulbs

Control the lights without a switch

Even if you've converted your old lamps into smart devices via smart plugs, grabbing some smart lights is a wise choice. Not only can smart home lights be paired with smart security systems, some also have interesting color effects and others have great control over dimming. With routines, you can have them turn on or off automatically, and you can turn them off from your phone if you go out and realize you left them on.



Cost Approximately \$25 for 2

Video Doorbells

The Ring Video Doorbell Wired is the solid sub-\$100 doorbell camera we've been waiting for. It's smaller than most Ring doorbells (and cheaper, too), it captures clear 1080p images, and it delivers accurate motion and person alerts. However, it needs to be hardwired, it works only with Amazon Alexa



Cost \$50 and up.

Smart Thermostat

Ecobee Smart Thermostat Premium was released in May 2022. It costs \$249, and comes with a remote sensor. It's the highest-end model in Ecobee's line. Just below it is the Ecobee Smart Thermostat Enhanced (\$189), and then below that is the [Ecobee3 Lite](#), at \$149 [mart thermostat](#)

Ecobee's top-tier model outperformed all other thermostats, and it comes with the best remote sensor we've tested. It has an air-quality monitor, as well as a built-in microphone, speaker, and Alexa for voice control, but it also works with most smart-home platforms.



and finally - Smart Camera

The **Wyze Cam v3** can be used as indoor or outdoor cameras. A great add-on to your home security systems. It's the #1 best-selling multi-use security camera.



Cost - \$35.00



Smart Home for Safety & Convenience

My story is simple – an Alexa device, a few smart plugs and just a few other gadgets.

The secret is to learn how to properly use these devices for our own safety and convenience. Here's a few ways I use my simple devices.

Voice Commands to Alexa Device

My Smart devices include two Alexa Smart Speakers, a Ring Doorbell and a Wyze Security Camera.

Now, since this is an Intro presentation, we'll keep this very simple to start.

▶ **Say – Alexa – Lights On**

- ▶ This command, from my easy chair, will turn on my living room lights, kitchen lights that are above my cabinets and a foyer light,
WooHoo - no more tripping in the dark!

▶ **Say - Alexa – Lights Off**

- ▶ This command, again from my easy chair, will turn off all of the living room, kitchen and foyer lights **AND** then turn on my bedroom light.
Again, no more tripping in the dark!

- ▶ Now, I also have my lights programmed to come on at a certain time and turn off at certain time, just in case I'm not home, but I want folks to think I am.

Now into the bedroom – Nothing XXX rated there!

Once I'm Ready For Bed

- ▶ **Say _ Alexa – Bedtime**

- ▶ This command turns off the bedroom light, Alexa tells me good night and the time, then my selection of music plays for 30 minutes.
- ▶ Other bedroom commands might be Alexa - Set Alarm For 6:00 AM, once awake you can ask for your news briefing, weather forecast, etc.

So, this is all very simple to accomplish, and makes my life very convenient and safe.

Whats required to do what I just described?

One Alexa speaker and a few Alexa Smart Plugs – Cost, about \$150, or less.

Creating Routines Using the Alexa app.

From the menu;

 Add a Device

 Lists & Notes

 Reminders

 Alarms & Timers


 Routines


 Skills & Games

See More 


YOUR ROUTINES

Sorted by Routine Name A-Z

 Bedtime

 Good Morning

 IA Bedroom Off

 IA Bedroom On

 IA Kitchen Off

 IA Kitchen On

Enabled

NAME

IA Lights On


WHEN YOU SAY


Alexa, Lights On Please

[View/Edit](#)

ALEXA WILL

[Add action](#)

 Iowa Foyer
Power: On

 Iowa Kitchen
Power: On

 Iowa Sunroom
Power: On

 Iowa Living Room
Power: On; Set Brightness: 74%

Enabled

NAME

Good Morning


WHEN YOU SAY

Alexa, Good Morning

[View/Edit](#)

ALEXA WILL

[Add action](#)

 Set volume to 4

 Tell current time.

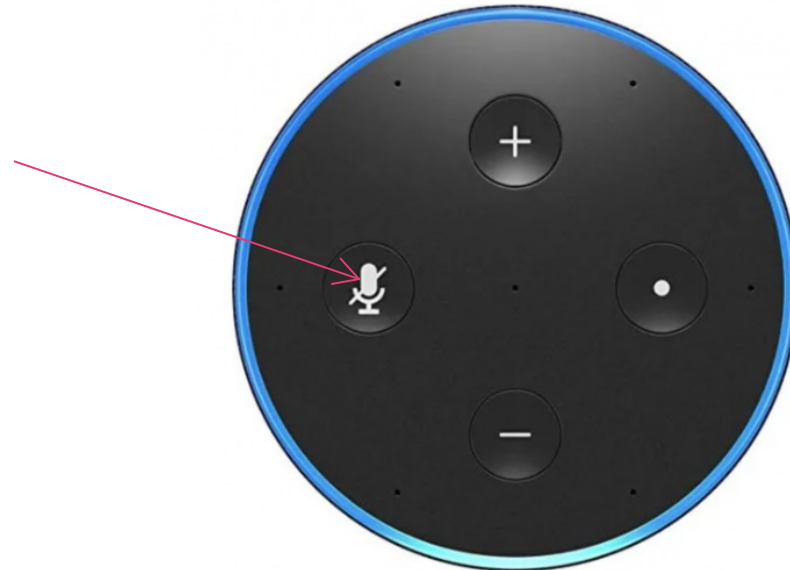
 Report weather

FROM

The device you speak to

Alexa Security

- ▶ I've heard the worries about Alexa listening to every word we say, so I want to assure you that is not the case, and show you a way you can be certain.



For You Ladies!

**For those that don't
want ALEXA listening
in on your
conversations they're
making a male
version..it doesn't
listen to anything 🤔**

ONE MORE FOR THE ROAD!

- ▶ Communication – So critical and so easy.

- ▶ *Allow me introduce the Alexa Show 8*



A FEW SHOW EXAMPLES


Alexa Show does everything a normal Alexa does, plus gives you video!



"Alexa, show me pizza recipes with Food Network Kitchen."



Check or Edit your Calendar



"Alexa, call my family."

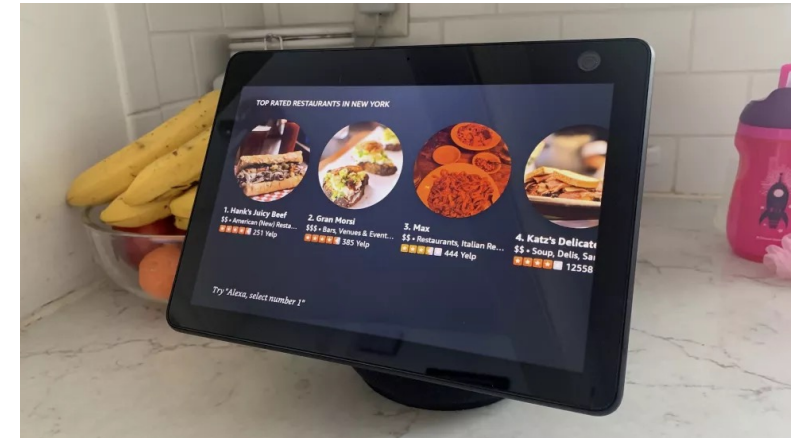
MORE!



See your security camera and video doorbell



and yes, you can turn the camera off, by simply sliding this button!



Find a restaurant



and more!

- ▶ *Translate Languages*
- ▶ *Watch News, Sports, Television or Movies*
- ▶ *Call for Assistance*
- ▶ *Play Kaaroke*
- ▶ *Digital Photo Frame*
- ▶ *& so much more!*

My Ring Doorbell

▶ *My ring doorbell*

- ▶ Through my phone, or Alexa Show, it shows me when someone is on my front porch, whether or not they ring the doorbell. It also plays a little chime in the house, in case our phones are somewhere else. A nice feature to let you know if you've received a delivery, or if someone is prowling around your house for some reason,
- ▶ If they ring the doorbell, your phone will show you immediately who is there, and you can then speak to them through your phone. If you're not home, you can still speak to them, or they'll be informed that you can't come to the door and they will be invited to leave a voice message for you by speaking into the doorbell. It's all very easy to manage, and makes your home very secure.



My Wyze interior camera

▶ *My Wyze Interior Camera*



- ▶ I have to say, for \$35, this thing is great. I have it set up under my television. From that position I have a full view of my front hallway, my rear sliding glass door, my living room and the entry into my bedroom. So, if anyone enters my home, I am notified on my phone, immediately, and I have them on video, safely stored in the cloud. This camera also has voice, so I could speak to the person/intruder if I so desired, day or night!
- ▶ In addition, this camera has the ability to listen for smoke detectors and if it hears one, again, I'm notified immediately on my phone.
- ▶ These notifications from my doorbell, or camera, come to me, regardless of my location,

Security

- ▶ So, with all of my little devices, I have approximately \$250 invested.

Not bad for a basic security system!

Now lets take a look at some other Smart devices you may find interesting.

DIY Smart Home Solutions



Tech Talk: Smart Home Devices For Aging :
in Place

The best smart home devices by category.

▶ <https://www.nytimes.com/wirecutter/home-garden/smart-home/>

Thank you.

Any questions or comments?



Thank you for allowing me to bring this introduction to you. It's been my pleasure.



An International
Association of Technology
& Computer User Groups