

iPhone iOS 17



Presenter - Jerry Rogan



**An International
Association of Technology
& Computer User Groups
Wednesday Workshop**

September 27, 2023

iPhones Supported by iOS 17

- iPhone 14
- iPhone 14 Plus
- iPhone 14 Pro
- iPhone 14 Pro Max
- iPhone 13
- iPhone 13 mini
- iPhone 13 Pro
- iPhone 13 Pro Max
- iPhone 12
- iPhone 12 mini
- iPhone 12 Pro)
- iPhone 11 Pro
- iPhone 11 Pro Max
- iPhone XS
- iPhone XS Max
- iPhone XR
- iPhone 12 Pro Max
- iPhone SE
(2nd generation or later)

iPads Supported by iPadOS 17

- iPad Pro 12.9-inch (2nd generation and later)
- iPad Pro 10.5-inch
- iPad Pro 11-inch (1st generation and later)
- iPad Air (3rd generation and later)
- iPad (6th generation and later)
- iPad mini (5th generation and later)

What to Expect

- iOS 17 doesn't seem to have any sweeping changes, as we have seen in some past updates, however the new features and enhancements do make it a very desirable upgrade. In fact, there are over 300 enhancements.
- Apple seems to be focusing on communication apps like Messages, FaceTime, Voicemail, and Phone. I must point out though that some changes to other apps are equally appealing and very intuitive to use.

Before we get into some of the additions and improvements, a word of caution,

- *Because your device supports iOS 17 doesn't mean it supports all features. Some features require an A12 Bionic processor or later.*
- *I'll also mention at this time that there are just a few features of iOS 17 that won't be released until later this year. More on this later.,focus*

What's New

- Updates to Messages, Phone, and FaceTime
- Stand By Mode
- Option to create animated stickers from Live Photos
- Improved Autocorrect
- No more 'Hey' for Siri activation
- Interactive Widgets
- Mood tracking and Journaling
- Shared AirTags and AirPods improvements
- FaceTime on Apple TV with Continuity Camera
- and much, much more.

Let's get started



Image: Apple WWDC 2023

Standby Mode

Standby Mode is very easy to turn on and modify.

Most photos show the iPhone on a MagSafe stand, which does work very well, but you can use any charger as long as your phone is in Lock Mode and turned on it's side. It works great on a desktop, kitchen counter, or on a bedside table.

Now, if you don't have an iPhone with Always On Display, such as the iPhone 14 Pro or 15 Pro, the display will go dark in about 20 seconds,

If you have the phone charging and leaning against something, or on a MagSafe charger stand, tapping on the table, desk or phone will activate the display for another 20 seconds.



Standby Mode



Removing Backgrounds

If you bring up a photo such as this one, you can simply Long Press on the image.

A white line will trace around the image, then you can then copy and paste the image elsewhere.



Contact Posters

Contact Posters are used to identify you when you make a phone call, or use AirDrop, to another iPhone that has you in their contact list.


Now, this can be turned Off or On, and you can have more than one Contact Poster, perhaps one for when you call family or friends, and another when you call a business associate.



Image credit: Apple

Create a Contact Poster

- Open the Contacts app.
- Tap on My Card at the top of the page.
- Tap Contact Photo & Poster.
- Tap Edit.
- Tap Customize.
- Tap Poster.
- Customize your Contact Poster.
- Tap Done to save your changes.
- Tap the new Contact Poster to use it.



The Phone & Contact Screen



Yes, the Phone screen has also changed,

Note the new buttons and locations.

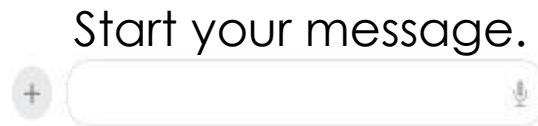
You will also notice that when you look up a contact that the buttons on this screen have also changed,



Create A Personal Sticker

Its pretty simple. Bring up your favorite photo, long press on your photo, Select **Add Sticker**. Then create the message you want, click on the + sign, click of **Stickers** and select your sticker,

Your stickers drawer is in the emoji keyboard, so you can use stickers anywhere..

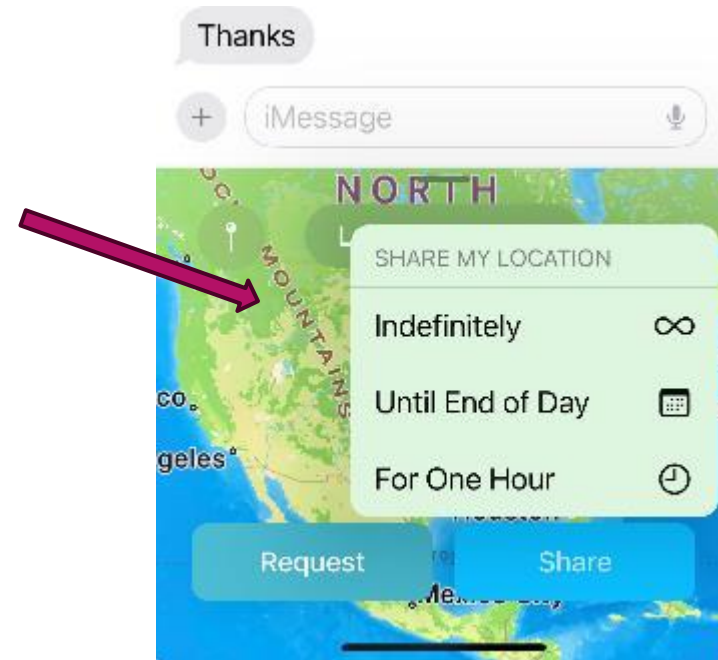
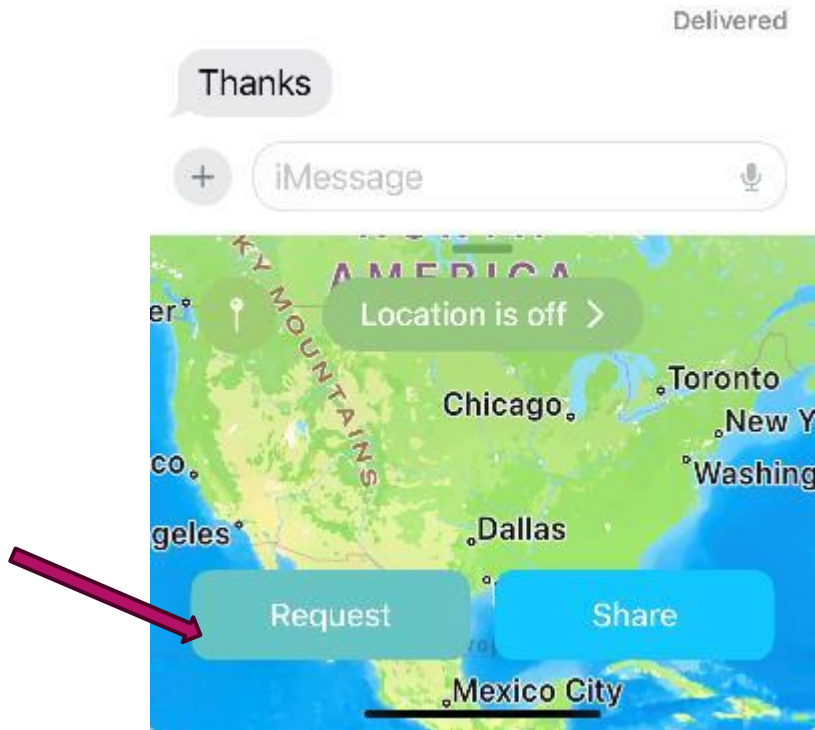



- Camera
- Photos
- Stickers
- Apple Cash
- Audio
- Location
- More

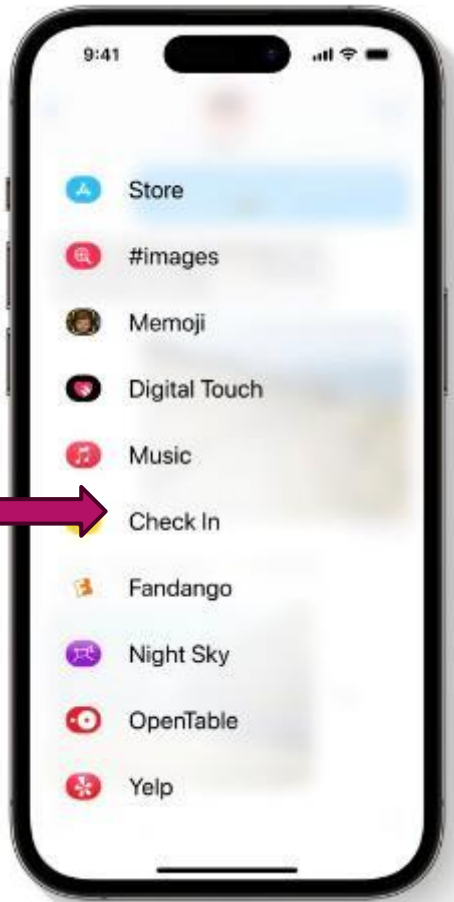


Sharing Locations from Messages

When using Messages, share your location or request a friend's location from the plus button. When someone shares a location with you, view it directly within your conversation.



More Message Options



When creating a message, Clicking on the + sign brings up the menu shown on the previous slide.

Scrolling up on that menu allows you to add Photos, Memogi's, Music, and other apps as an attachment to your message.

One of my favorite selections is Check-In.

Here's a tip: press on the + sign, then long press on an app name. You can then slide that name to any position, allowing you to keep all of your favorites on the main pop-up menu.

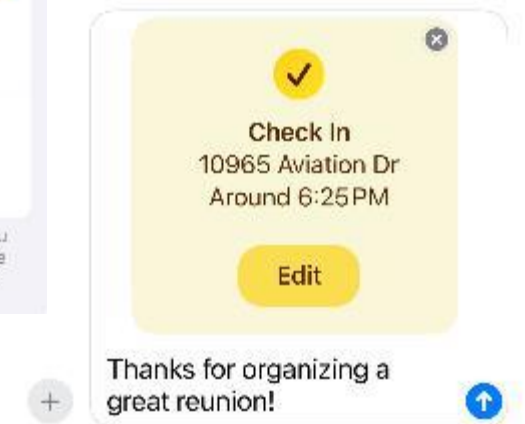
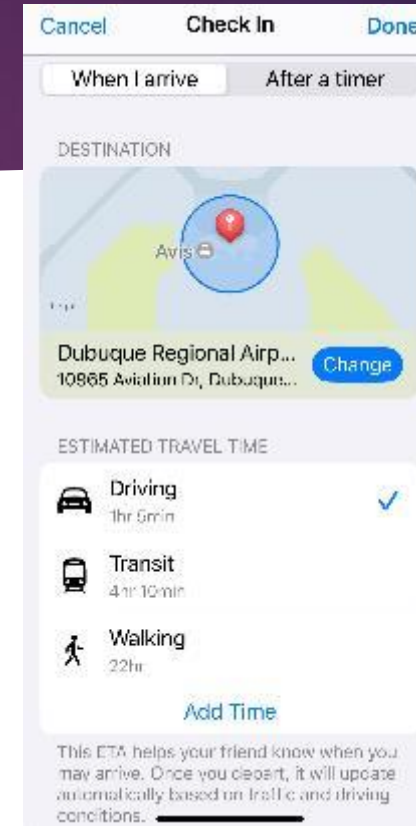
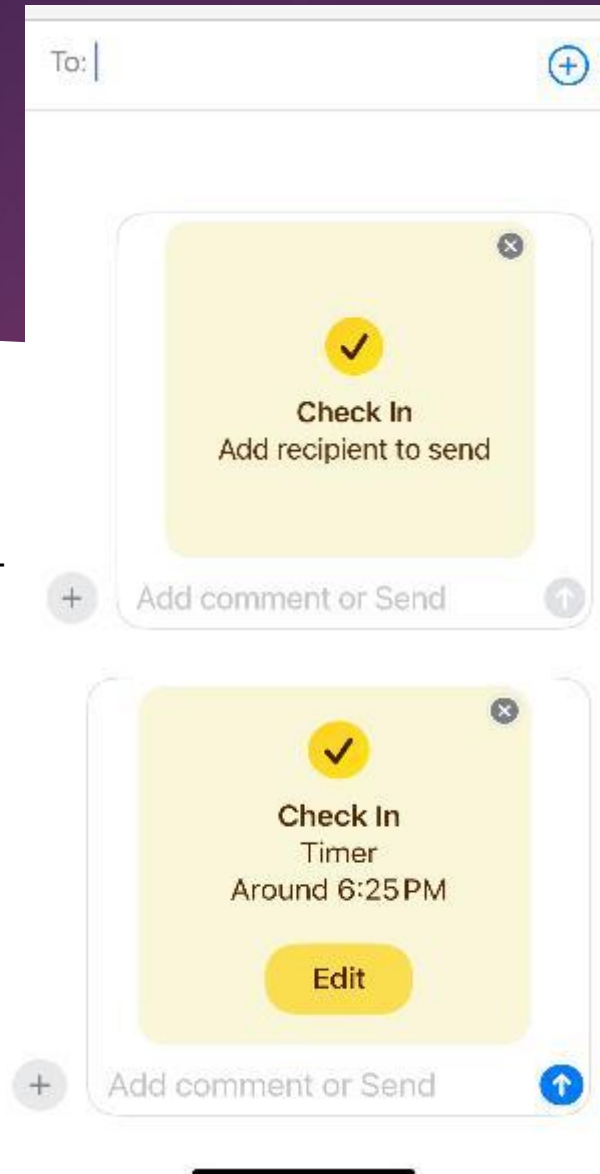
Let's take a look at "Check In."

Check In








One of my favorite selections is **Check In**, which is a great way to notify someone when you arrive at your destination.

You set it up when you're leaving, then the person you set it up with can see your location as you travel, and they will automatically be notified when you arrive at your destination.

Great for those of us who always forget to notify them!




Quick Add a Photo to Your Message

-  Camera
-  Photos
-  Stickers
-  Apple Cash
-  Audio
-  Location
-  More

Yes, you could select Photos from this menu.

An option would also be to simply long press on the Plus sign next to your Message Text box. This will bring up your photo library.



You can then select the photo to add to your text.


While We're on Photos



One of the most popular photo editing tools is Crop.

When you bring up a photo such as this, you can now touch it with two fingers, zoom in (stretch out), and now instantly resize size and crop the photo. The word Crop will appear in the upper right corner.

Simply Tap Crop!



Receiving a Call



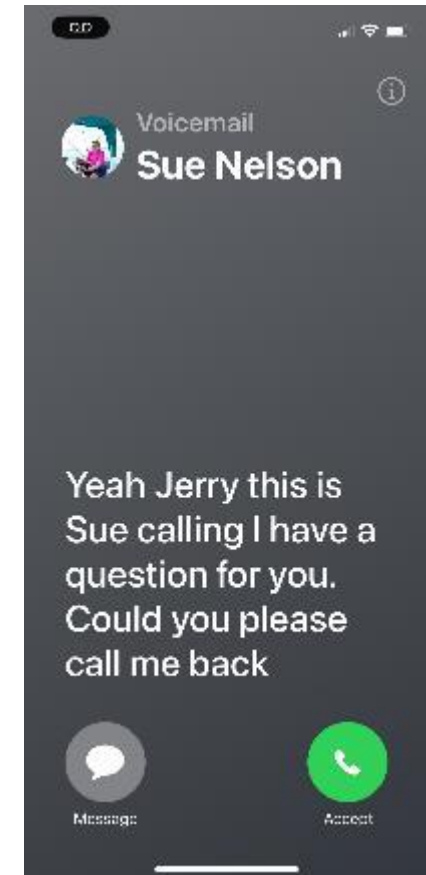
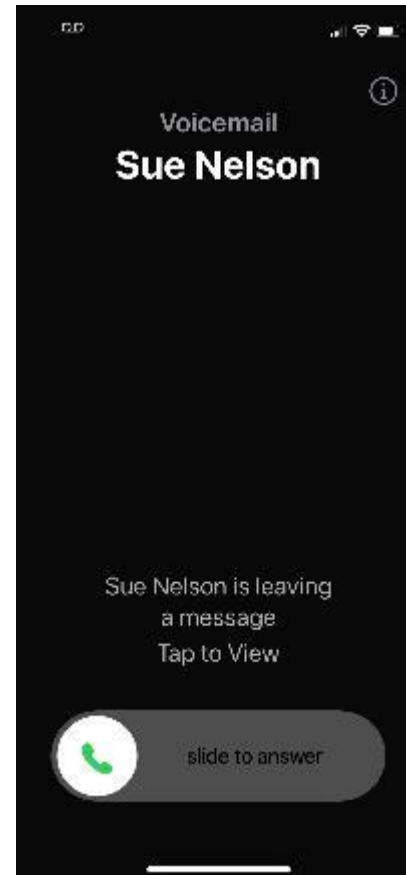
When you receive a phone call, you can now press the Voice Mail button and the call will be directed there.

Live Voice Mail

As you can see, you'll be notified if the caller is leaving a voice mail, then momentarily, you will see the message transcribed on your screen.

At this time, you may continue to let it record, or you may pick up the call and speak to the caller.

*Kind of like the old-style answering machines!
Do you remember screening your calls like this?*



AirDrop

Swap numbers with NameDrop

Hold your phone, or Apple Watch, near another iPhone. The NameDrop will open the contact sharing pop-up. You'll both be able to choose the number, or email address you'd like to share.



AirDrop

Bringing two iPhones together will activate the sharing feature to allow you to transfer photos, or files as well.

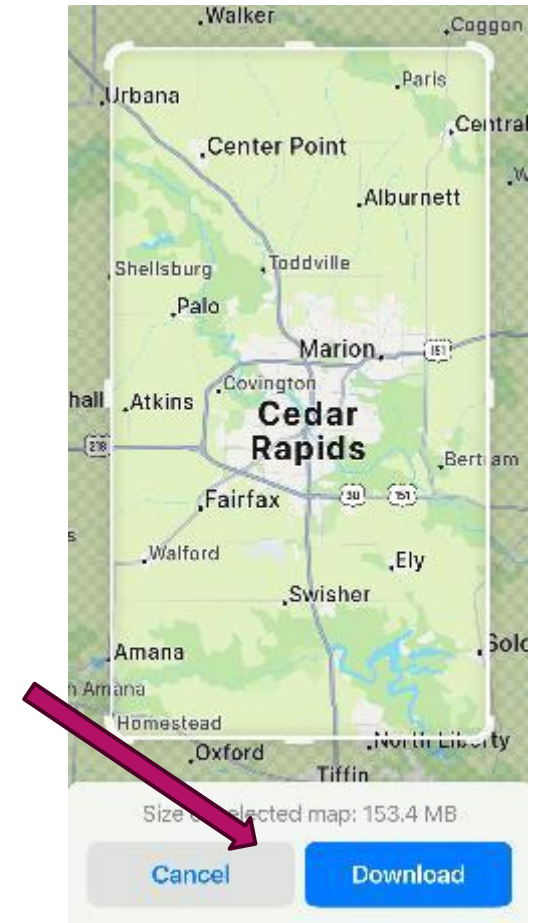
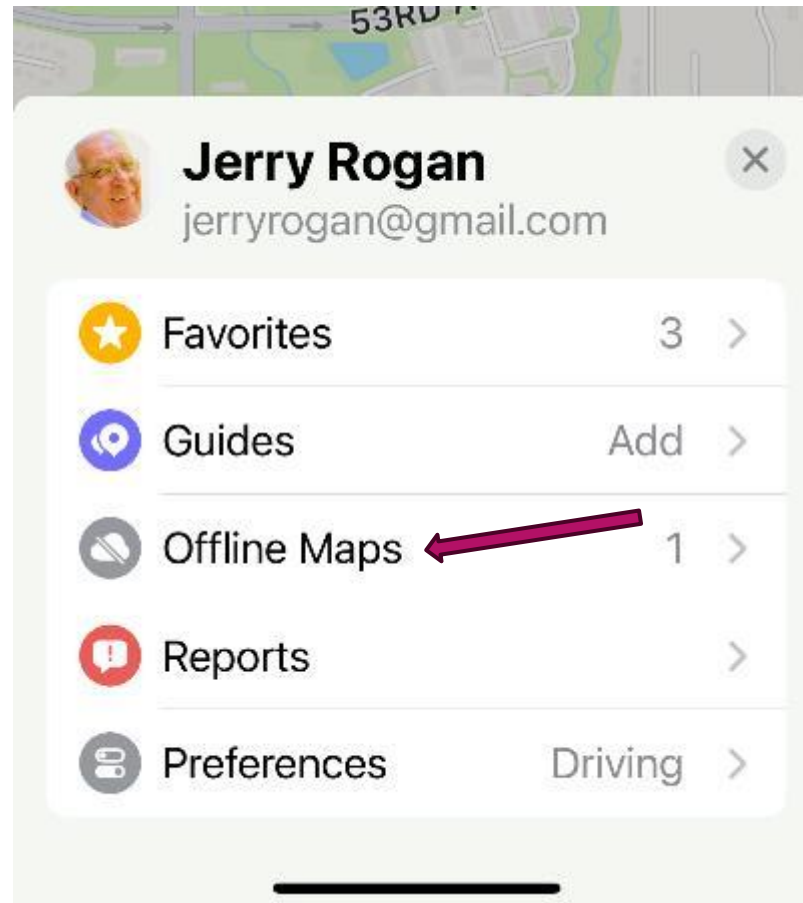
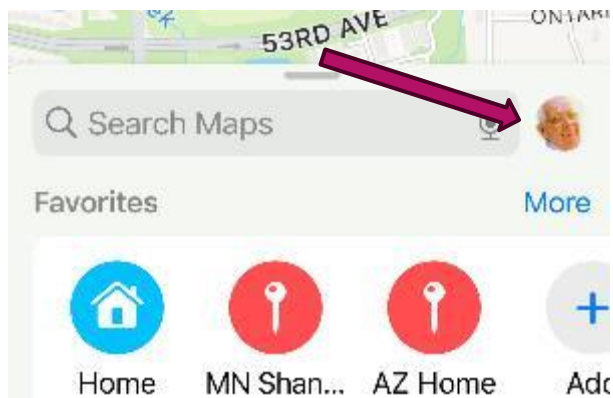


Image credit: Apple

Maps

Maps now calculates routes based on EV charger availability.

You can also now download maps to use offline.



Interactive Widgets

In prior iOS versions, you had to tap on the widget to launch the application, with iOS 17, Interactive Widgets now allow you to carry out app functions directly from the widget.

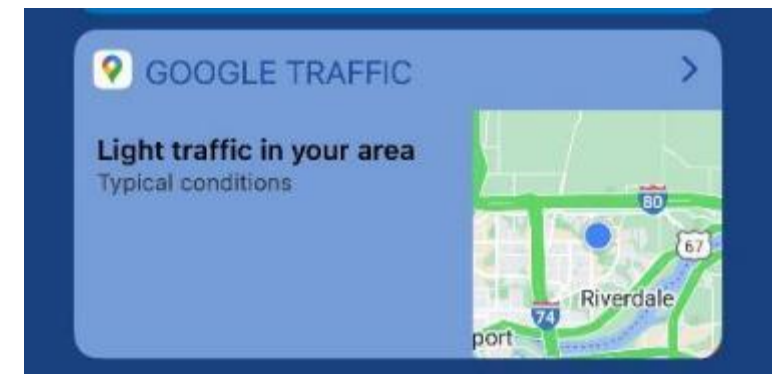
Through an Interactive Widget, you can access your bank info, and traffic info, all without launching the app.



Image credit: Apple



Image credit: Apple



Siri

You can now drop the
"Hey" and simply say "Siri."

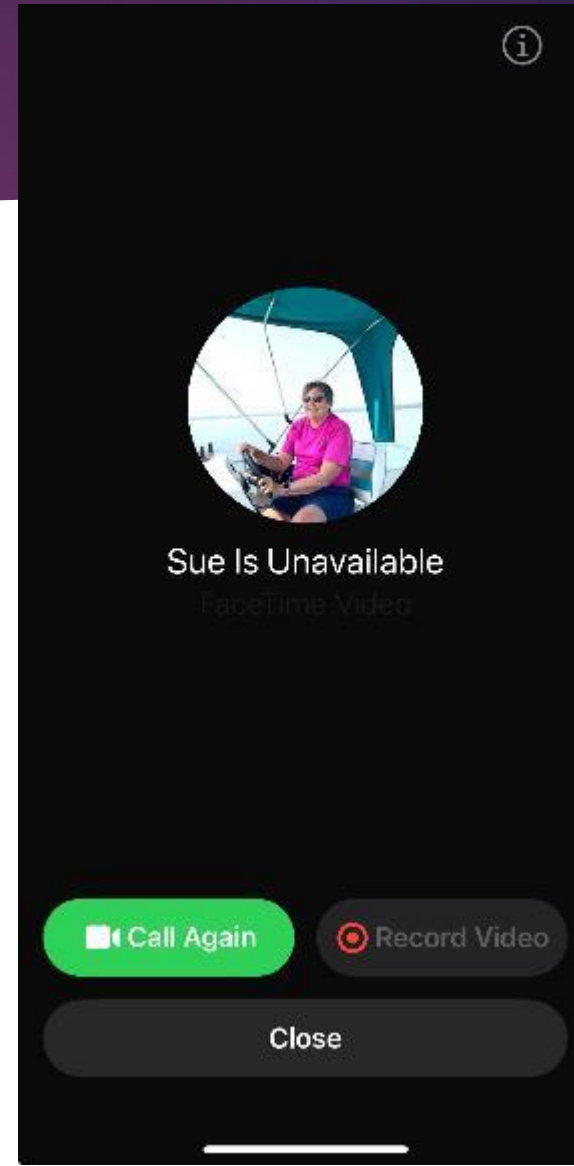
"Siri, can you tell me what
time it is?"

"Siri, start a 15-minute timer."

~~Hey~~ "Siri"

Facetime

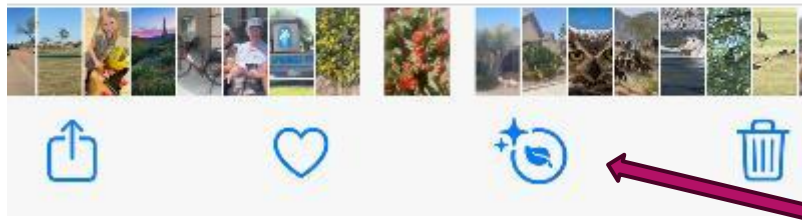
You can now record a video or audio message when someone misses your FaceTime call.



Visual Lookup

Visual Lookup is a feature that will allow you to get additional information on a subject in your photo.

Here we have a photo of a cactus we saw on a hike.



Add a Caption

Look Up **Prickly Pear**

Wednesday • Apr 26, 2023 •
12:36 PM

Adjust

IMG_3301


Apple iPhone 12

HEIF

Wide Camera — 26 mm f1.6

12 MP • 3024 × 4032 • 2.7 MB

ISO32 | 26mm | Dev | f1.6 | 1/1642s



Health

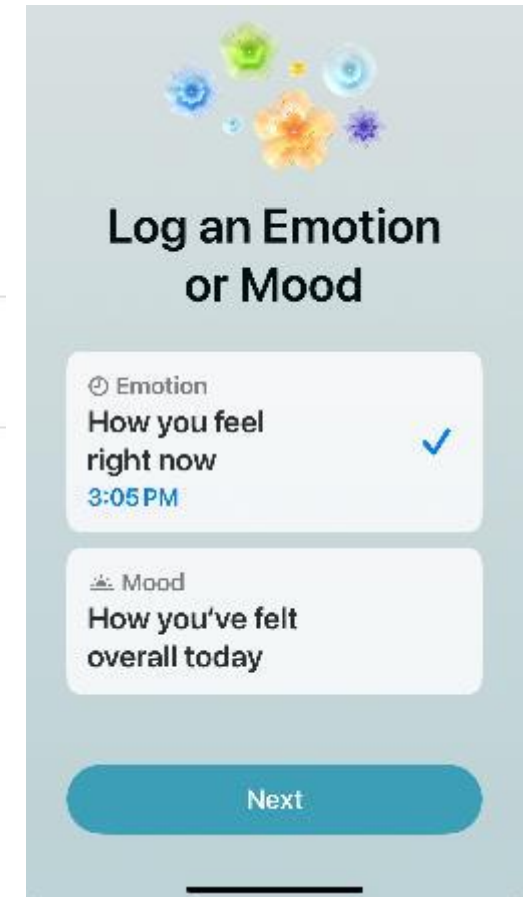
The Health app now allows you to track your emotions on a daily basis, using the State of Mind selection, to get an overall picture of mental wellbeing.



Anxiety Risk

Depression Risk

State of Mind



Health

Log an Emotion or Mood

☾ Emotion
How you feel right now ✓
1:56 PM

☀ Mood
How you've felt overall today

Next

Choose how you're feeling right now

Very Pleasant

VERY UNPLEASANT VERY PLEASANT

Next

Pleasant

What best describes this feeling? ⓘ

Amazed Excited Surprised

Passionate **Happy** Joyful


Brave Proud Confident

Hopeful Amused Satisfied

Relieved Grateful **Content**

Calm Peaceful

Share AirTag



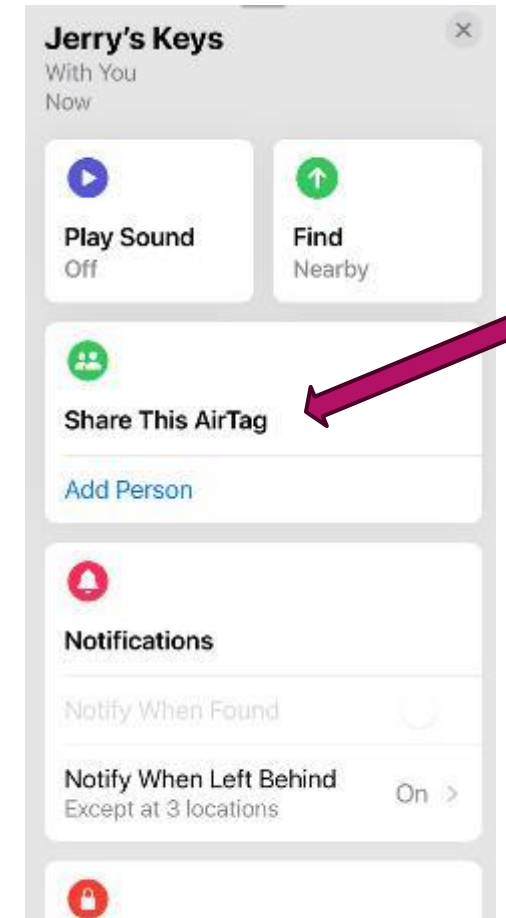
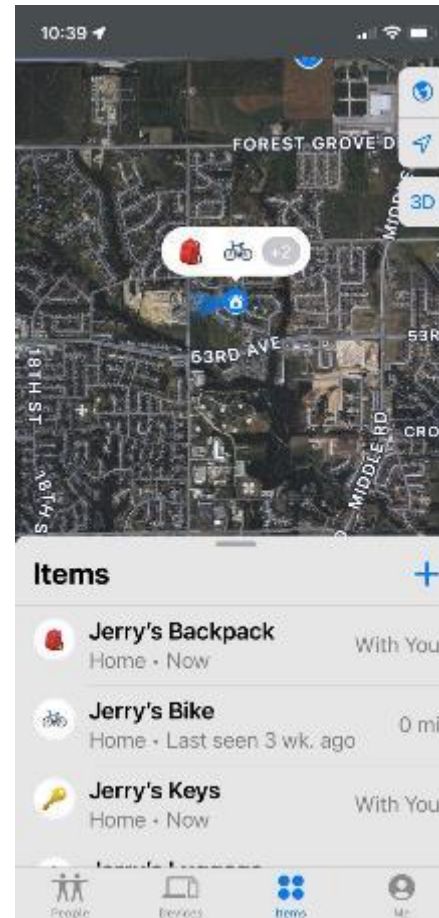
One of my favorite things is the ability to share AirTag locations, with up to 5 people.

Car Keys, suitcases, backpacks, etc.

With this feature, I can now be certain all our bags are in the car or on the plane.

Both parents could see where a child is if they have an AirTag with the child.

So many useful applications.



Journal



Image credit: Apple

Journaling, a new way to appreciate life's moments and preserve memories.

Your iPhone will create personal suggestions based on your photos, music, workouts and more.

This feature may not be available until later this year.

Spotlight

Spotlight offers you app shortcuts to your next action within the Top Hit.

If you search for Photos, you can jump right to the Favorites album.



Image credit: Apple

Privacy & Security

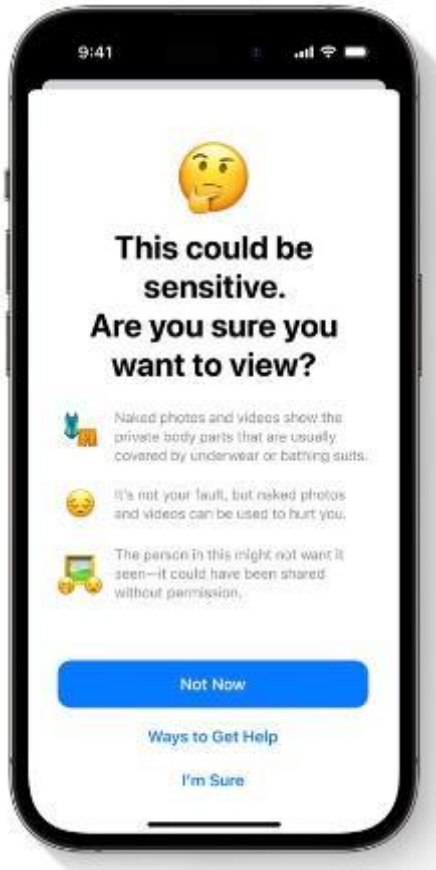


Image credit: Apple

Communication Safety now includes protections for sensitive videos and photos. And it extends beyond Messages to include content sent and received in AirDrop, the system-wide photo picker, FaceTime messages, Contact Posters in the Phone app, and third-party apps.

You now have the option to blur sensitive photos and videos before you choose to view them.

And so many more app enhancements...



Accessibility



Reminders and Notes



Fitness



Photos

Auto Correct

With over 300 changes in iOS 17, you'll notice many other changes. Most are very intuitive, and you may not even recognize that there's been a change.

I've found this to be a very solid release, and I think you'll be very pleased with it.

In conclusion...

Any Questions? Keep 'em simple: I'm an old man.



► Presenter - Jerry Rogan

***Thank you for inviting me
to present to your group.***

It's been my pleasure.



**An International
Association of Technology
& Computer User Groups**